

TX-6060SW600C47F19-10H952770

PRODUCT SPECIFICATION

Features:

- ◆ Excellent transiting heat from LED chip operating under $5.5A \times 2(S1+S2/W1+W2)$.
- ◆ Provide uniform cross distribution of positive white and warm white dual color scheme, mixed pure.
- ◆ High luminous output.
- ◆ No UV.
- ◆ Encapsulated materials are environmentally certified and meet environmental requirements.

Chip Material:

- ◆ GaInN

Emitting Color:

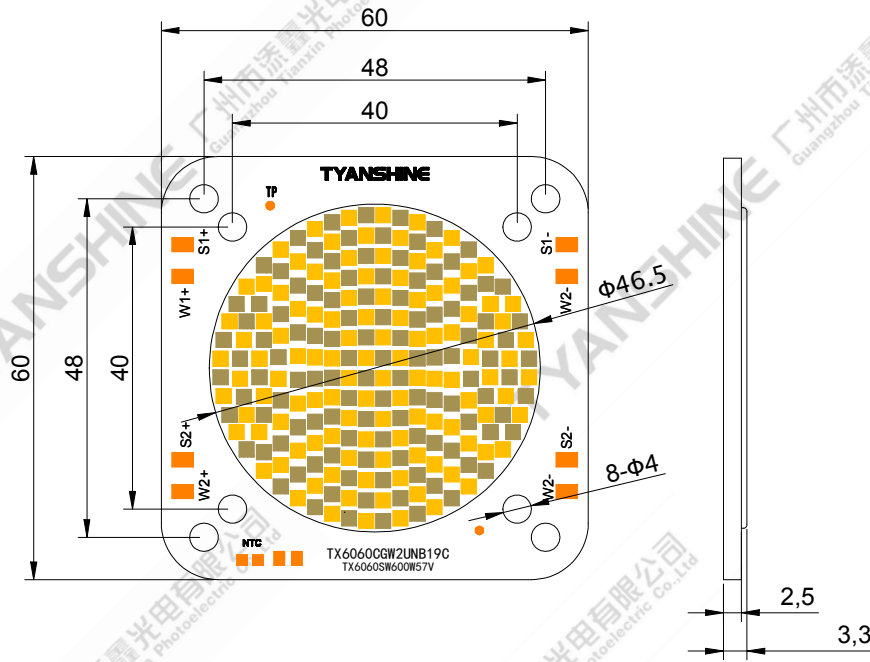
- ◆ White
- ◆ Warm white

Applications:

- ◆ Commercial lighting
- ◆ General Lighting

Part No.	TX-6060SW600C47F19-10H952770	Spec No.	WKF-DD0007	Page	1 of 8
----------	------------------------------	----------	------------	------	--------

Package Dimensions:



S1/S2:Warm White(S) ; W1/W2:White(W)

Notes:

- 1.All dimensions are in millimeters .
- 2.Tolerances unless otherwise mentioned are $\pm 0.25\text{mm}$.

Code Formats:

TX-6060SW600C47F19-10H952770

TX	—	6060	SW	600	C	47	F	19	—	10	H95	2770
TYANSHINE	—	series	performance	watt typ	texture	LES	chip code	die count in series	—	BOM	Ra	CCT

Part No.	TX-6060SW600C47F19-10H952770	Spec No.	WKF-DD0007	Page	2 of 8
----------	------------------------------	----------	------------	------	--------

Absolute Maximum Ratings

Parameter	Symbol	Ratings	Unit	
Forward Current	IF(S1+S2)	5.5A*2	A	
	IF (W1+W2)	5.5A*2	A	
	IF (S1+S2)+(W1+W2)	4.375A*4	A	
Reverse Voltage	V _R	Not designed for reverse operation	V	
Power Dissipation	P _D	S1+S2	600	W
		W1+W2	600	
		(S1+S2)+ (W1+W2)	1000	
Junction Temperature	T _j	S	135	°C
		W	135	
Electrostatic Discharge Threshold (ESD)	ESD	2000	V	
Case Temperature (C)	T _c	90	°C	
Storage Temperature	T _{stg}	-40~+100	°C	
Operation Temperature	T _{opr}	-40~+90		

Notes:

- Specifications are subject to change without notice.
- The data on this specification is for reference only and the actual data is in accordance with the acknowledgment.
- Precautions for ESD:
STATIC SHIELD Electricity and surge damages the LED. It is recommended to use a wrist band or anti-electrostatic glove when handling the LED. All devices, equipment and machinery must be properly grounded.

Part No.	TX-6060SW600C47F19-10H952770	Spec No.	WKF-DD0007	Page	3 of 8
----------	------------------------------	----------	------------	------	--------

Electrical Optical Characteristics (Tc=25°C)

Parameter	Symbol	Condition	Emitting color	Min.	Typ.	Max.	Units
Luminous Flux	ϕ_v	If=1.5A*2	S1+S2	14000	16000	—	lm
			W1+W2	17000	20000	—	
Forward Voltage	V_f		S1+S2	50	53	56	V
			W1+W2	50	53	56	
Correlated Colour Temperature	CCT		S1+S2	2500	—	2700	K
			W1+W2	6000	—	7000	
Luminous Flux	ϕ_v	If=5.5A*2	S1+S2	41000	48000	—	lm
			W1+W2	53000	61000	—	
Forward Voltage	V_f		S1+S2	55	58	61	V
			W1+W2	55	58	61	
Correlated Colour Temperature	CCT		S1+S2	2550	—	2750	K
			W1+W2	6500	—	7500	
Viewing Angle at 50% IV	$2\theta_{1/2}$		S1+S2	—	115	—	Deg
			W1+W2	—	115	—	
Thermal Resistance Junction to Case	$R\theta_{J-C}$		S1+S2	—	0.067	—	K/W
			W1+W2	—	0.067	—	
Color Rendering Index	Ra		S/W	95	—	—	—
TLCI	—		S/W	95	—	—	—
TM-30	RF		S/W	90	—	—	—
	RG		S/W	98	—	103	—

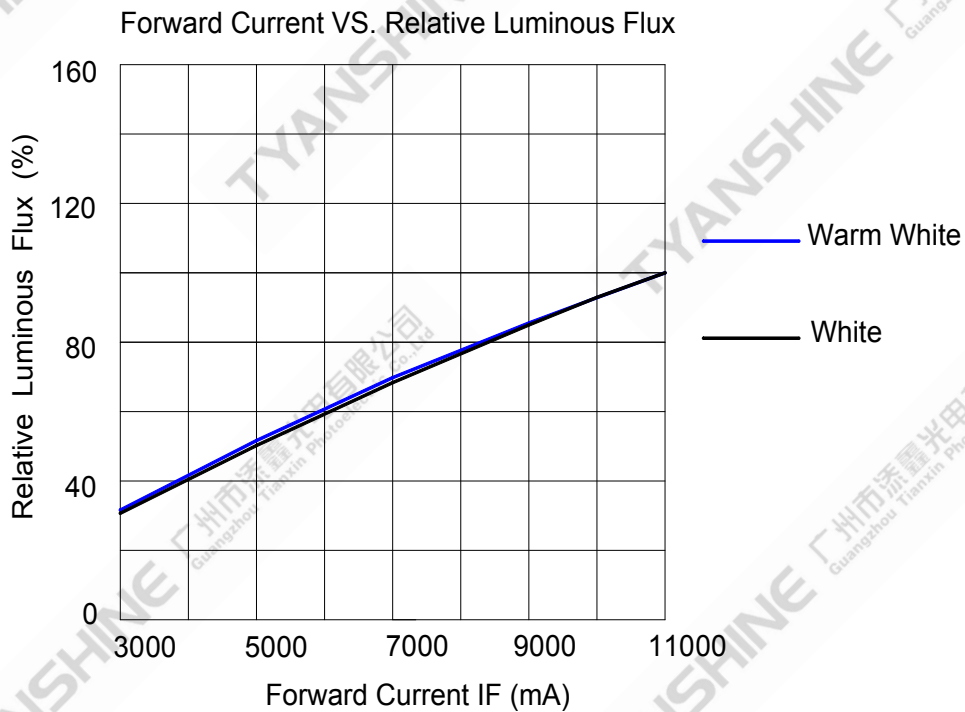
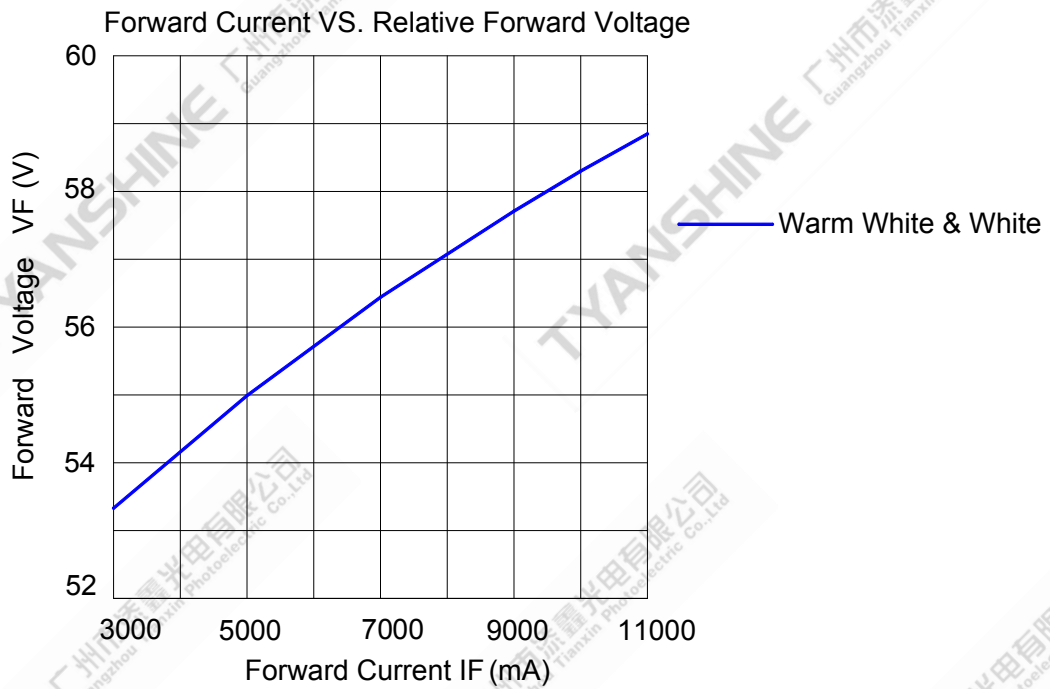
Notes:

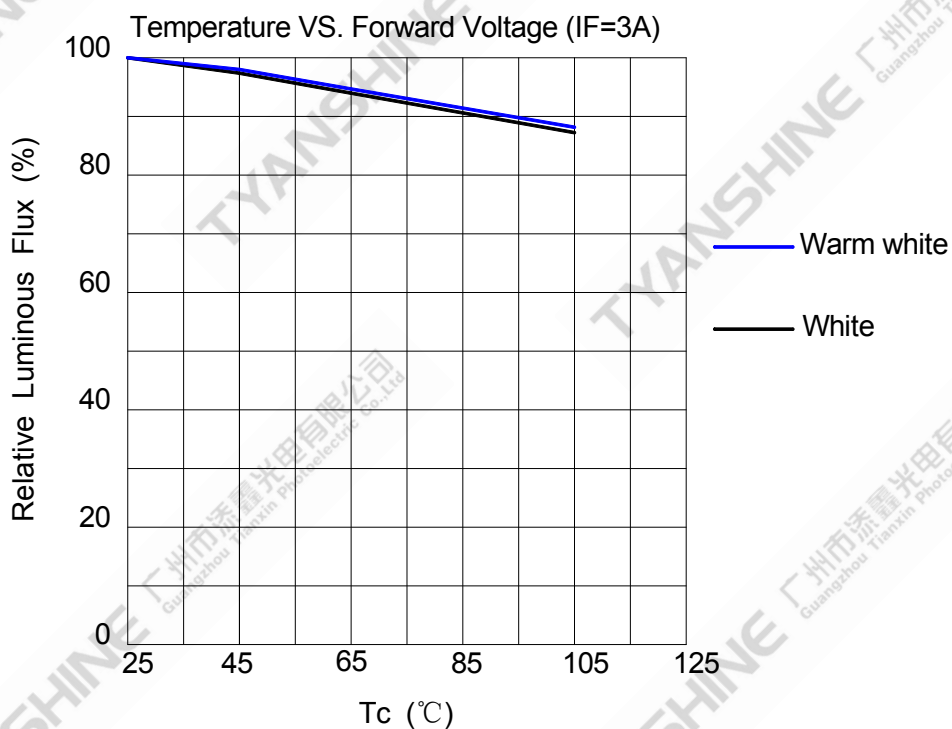
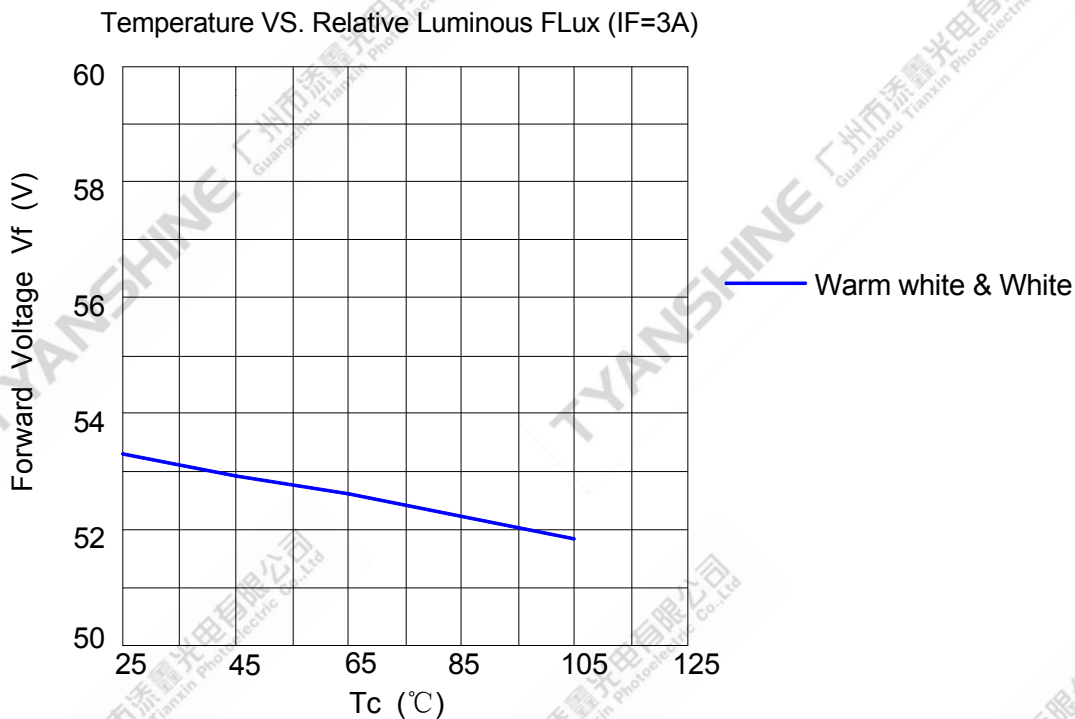
- Luminous intensity is measured with a light sensor and filter combination that approximates the CIE eye-response curve.
- $\theta_{1/2}$ is the off-axis angle at which the luminous intensity is half the axial luminous intensity.
- Luminous flux measurement tolerance: $\pm 10\%$.
- Forward voltage measurement tolerance: $\pm 3\%$.
- Ra measurement tolerance: ± 2 .
- chromaticity (x, y) measurements tolerance: ± 0.005 .

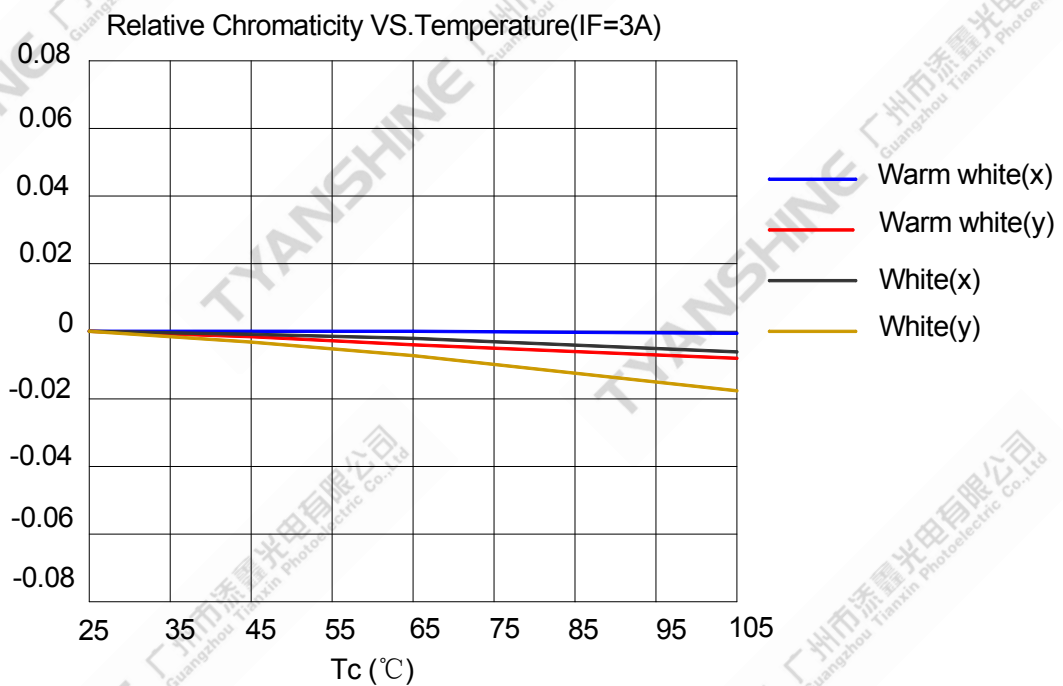
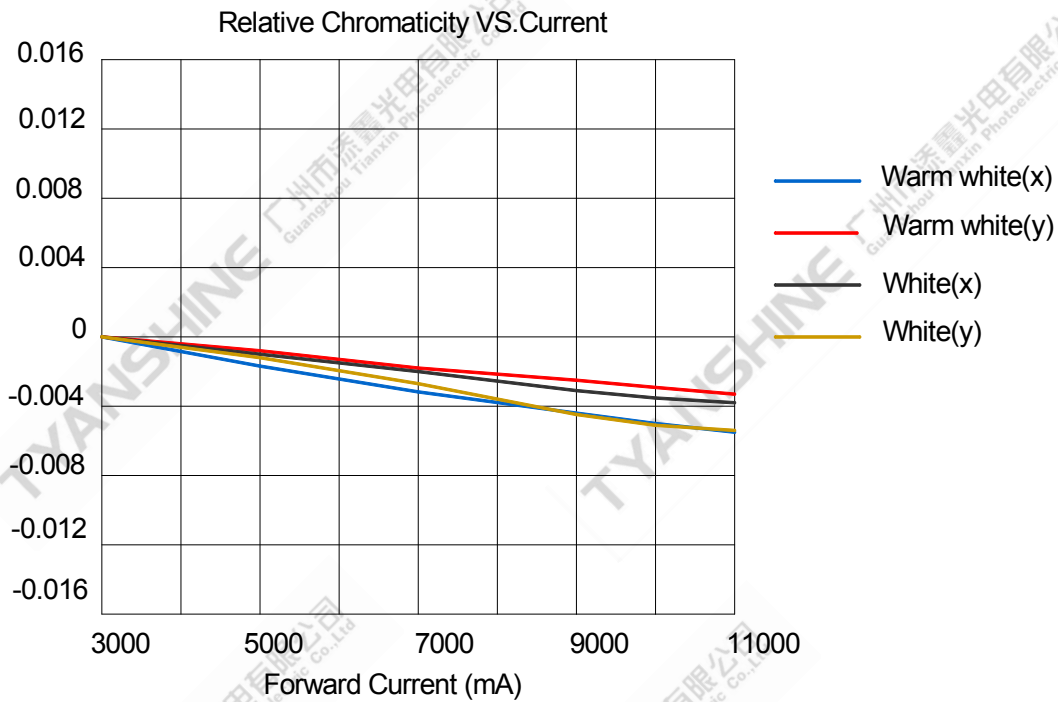
Part No.	TX-6060SW600C47F19-10H952770	Spec No.	WKF-DD0007	Page	4 of 8
----------	------------------------------	----------	------------	------	--------

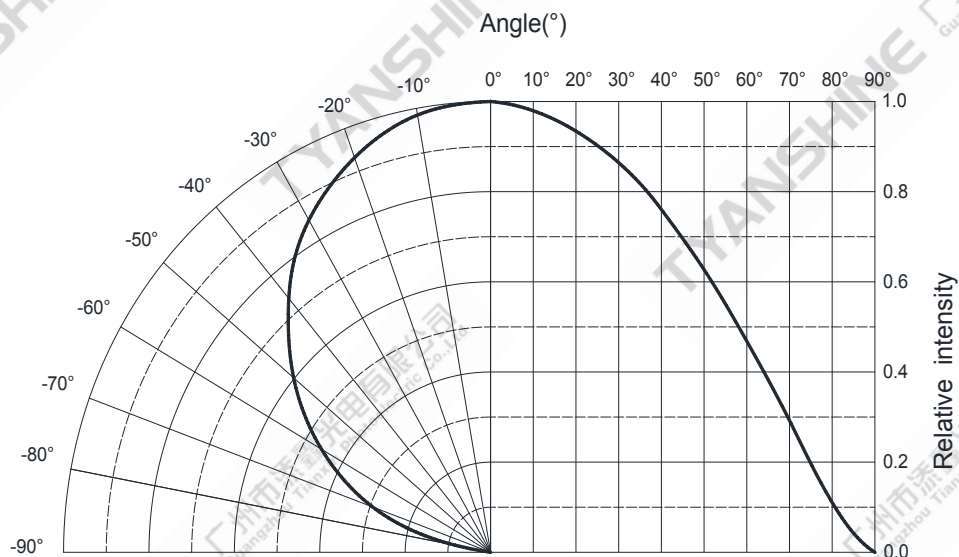
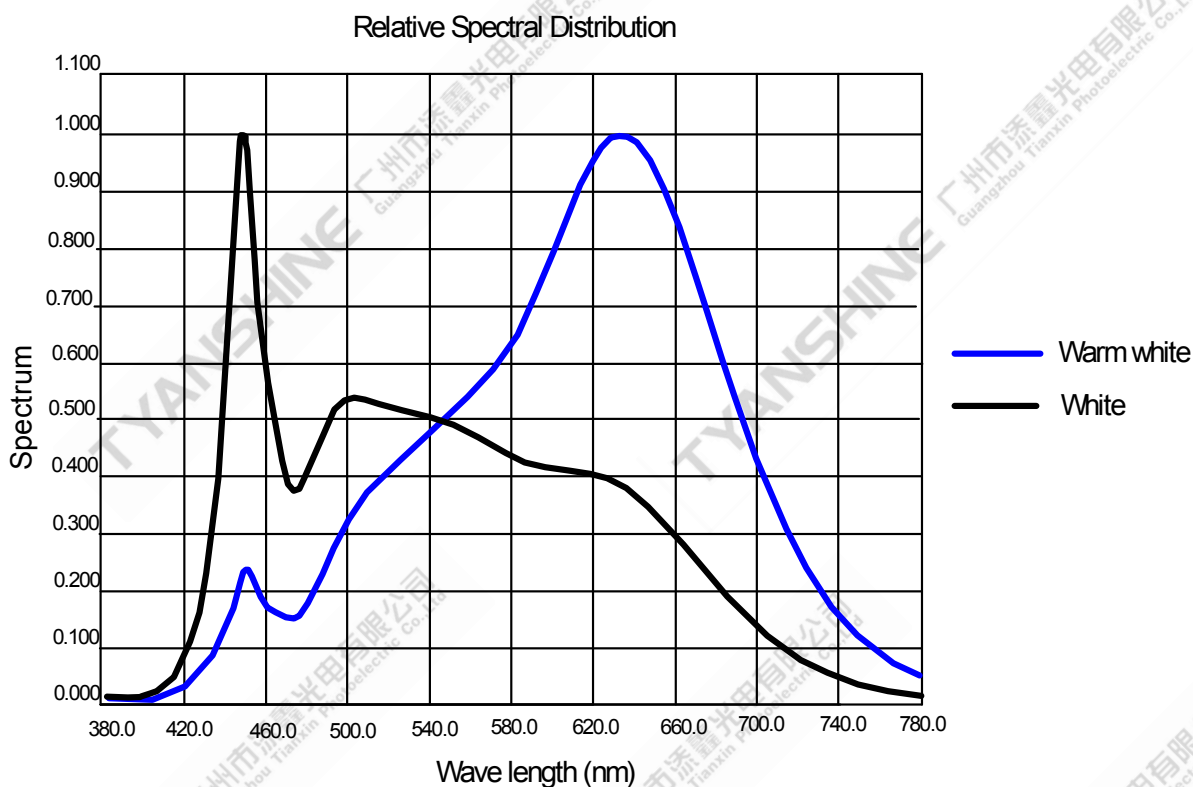
Typical Electrical/Optical Characteristics Curves

(25°C Ambient Temperature Unless Otherwise Noted)









Notes:

1. $2\theta_{1/2}$ is the off axis angle from lamp centerline where the luminous intensity is 1/2 of the peak value.
2. View angle tolerance is $\pm 5^\circ$.