

TX-4575RGBL400FC120-NUVENG-01

PRODUCT SPECIFICATION

Features:

- ◆ Excellent transiting heat from LED chip operating under 1.3A.
- ◆ High luminous output.
- ◆ No UV.
- ◆ Encapsulated materials are environmentally certified and meet environmental requirements.

Chip Material:

- ◆ Red: AlInGaP
- ◆ Green: GaInN
- ◆ Blue: GaN
- ◆ Lemon light: GaN

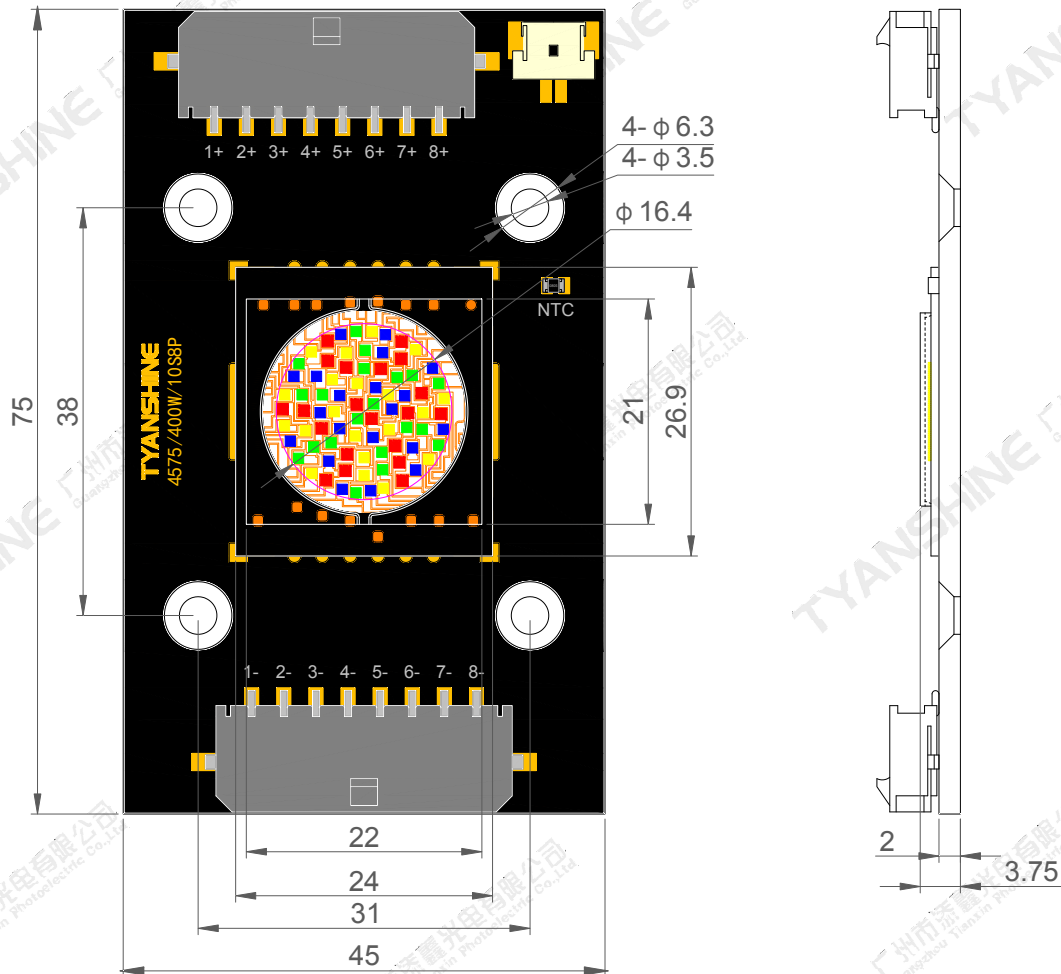
Emitting Color:

- ◆ Red (R)
- ◆ Green (G)
- ◆ Blue (B)
- ◆ Lemon light (L)

Applications:

- ◆ Stage lighting
- ◆ Landscape Lighting
- ◆ Entertainment lighting

Package Dimensions:



Blue : (1+)-(B1+) / (1-)-(B1-);
 Lemon light : (3+)-(L1+) / (3-)-(L1-);
 Lemon light : (5+)-(L2+) / (5-)-(L2-);
 Green : (7+)-(G2+) / (7-)-(G2-);

Red : (2+)-(R1+) / (2-)-(R1-);
 Green : (4+)-(G1+) / (4-)-(G1-);
 Red : (6+)-(R2+) / (6-)-(R2-);
 Blue : (8+)-(B2+) / (8-)-(B2-);

Notes:

- 1.All dimensions are in millimeters .
- 2.Tolerances unless otherwise mentioned are ± 0.1 mm .

Absolute Maximum Ratings (Tc=25°C)

Parameter	Symbol	Ratings	Unit	
Forward Current	IF	R1	2.0	A
		R2	2.0	
		G1	2.5	
		G2	2.5	
		B1	2.5	
		B2	2.5	
		L1	2.2	
		L2	2.2	
Reverse Voltage	VR	Not designed for reverse operation	V	
Power Dissipation	PD	R1	53	W
		R1	53	
		G1	83	
		G2	83	
		B1	86	
		B2	86	
		L1	73	
		L2	73	
Junction Temperature	Tj	R1	115	°C
		R1	115	
		G1	150	
		G2	150	
		B1	150	
		B2	150	
		L1	150	
		L2	150	
Electrostatic Discharge Threshold (ESD)	ESD	2000	V	
Storage Temperature	T _{stg}	-20~+70	°C	
Operation Temperature	T _{opr}	-30~+85		

Notes:

- Specifications are subject to change without notice.
- The data on this specification is for reference only and the actual data is in accordance with the acknowledgment.
- Precautions for ESD:
STATIC SHIELD Electricity and surge damages the LED. It is recommended to use a wrist band or anti-electrostatic glove when handling the LED. All devices, equipment and machinery must be properly grounded.

Electrical Optical Characteristics IF=1.3A ,Tc=25°C

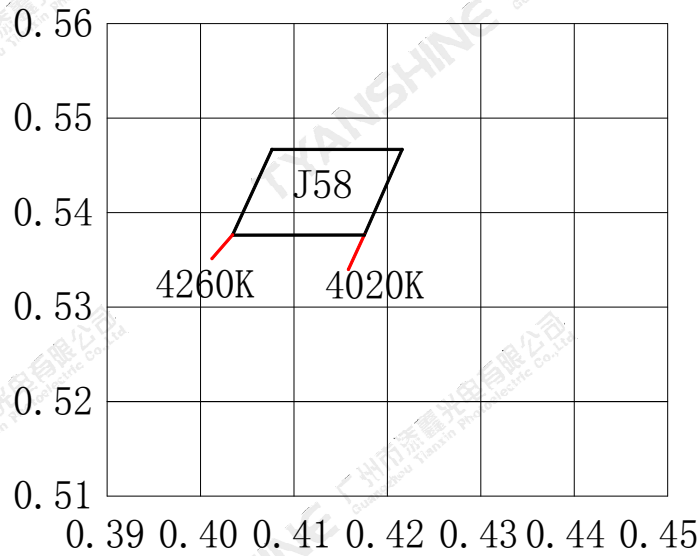
Parameter	Symbol	Emitting Color	Min.	Typ.	Max.	Units
Luminous Flux	Φ_v	R1	1300	1550	1800	lm
		R2	1300	1550	1800	
		G1	2500	2800	3100	
		G2	2500	2800	3100	
		B1	530	580	620	
		B2	530	580	620	
		L1	3300	3750	4100	
		L2	3300	3750	4100	
Dominant Wavelength	λ_d	R	618	623	628	nm
		G	520	525	532	
		B	450	455	460	
		L	565	567	569	
Peak-emission Wavelength	λ_p	R	625	630	635	nm
		G	515	520	525	
		B	444	449	454	
		L	542	546	550	
Correlated Colour Temperature	CCT	L	4020	—	4260	K
Forward Voltage	V_f	R1	21	23.5	25	V
		R2	21	23.5	25	
		G1	28	30.5	33	
		G2	28	30.5	33	
		B1	29	31.5	34	
		B2	29	31.5	34	
		L1	29	31	33	
		L2	29	31	33	
Viewing Angle at 50% IV	$2\theta_{1/2}$	—	—	120	—	Deg
Reverse Current	I_R	—	—	—	—	μA
Thermal Resistance Junction to Case	$R\theta_{J-C}$	R1	—	0.41	—	K/W
		R2	—	0.41	—	
		G1	—	0.9	—	

		G2	—	0.9	—	
		B1	—	0.9	—	
		B2	—	0.9	—	
		L1	—	0.9	—	
		L2	—	0.9	—	
		Total thermal resistance	—	0.12	—	
Temperature Coefficient of Voltage	V Δ F/T	R1	—	-17	—	mV/°C
		R2	—	-17	—	
		G1	—	-31	—	
		G2	—	-31	—	
		B1	—	-16.3	—	
		B2	—	-16.3	—	
		L1	—	-15.7	—	
		L2	—	-15.7	—	
Thermistor(NTC)	Rt25	—	—	10	—	K Ω

Notes:

- 1.Luminous intensity is measured with a light sensor and filter combination that approximates the CIE eye-response curve.
2. $\theta_{1/2}$ is the off-axis angle at which the luminous intensity is half the axial luminous intensity.
- 3.Luminous flux measurement tolerance: $\pm 15\%$.
- 4.Forward voltage measurement tolerance: $\pm 0.15V$.

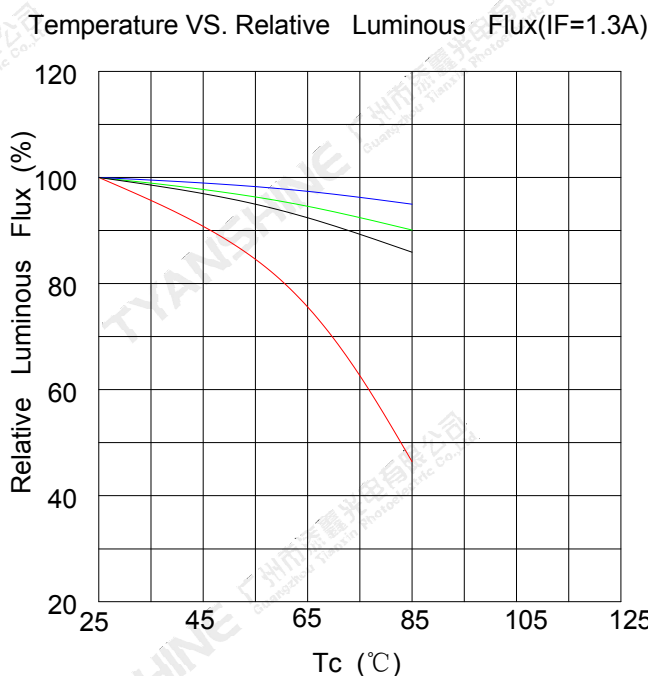
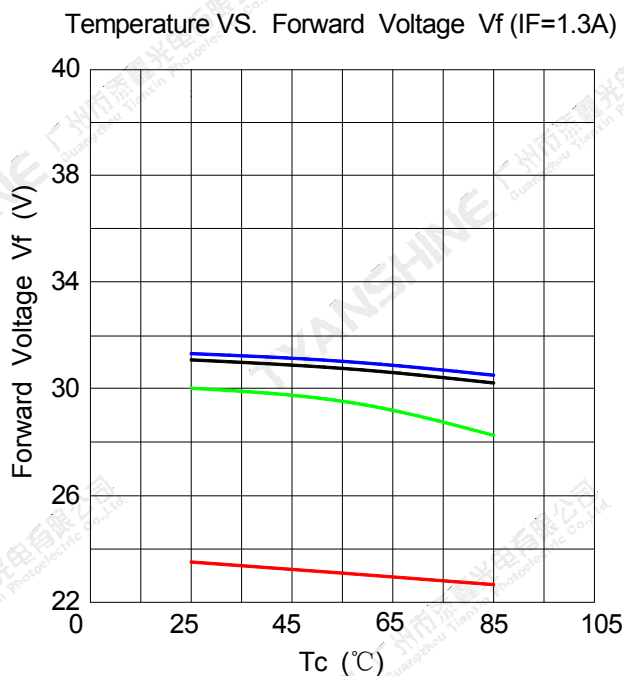
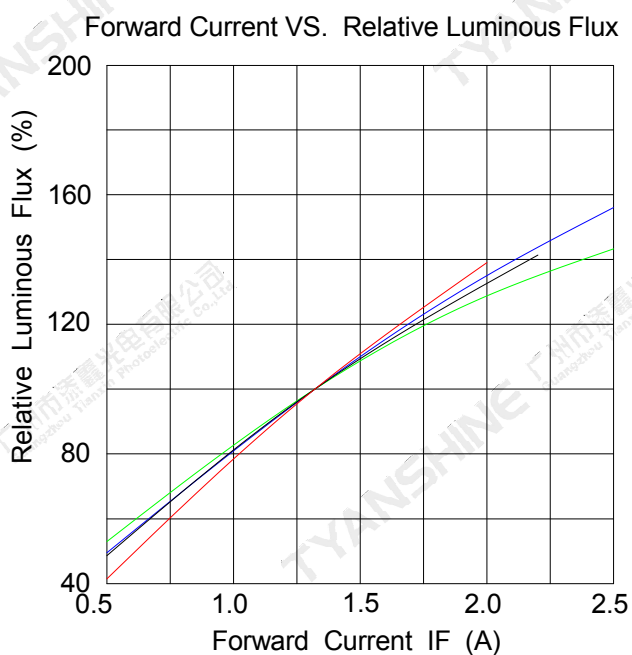
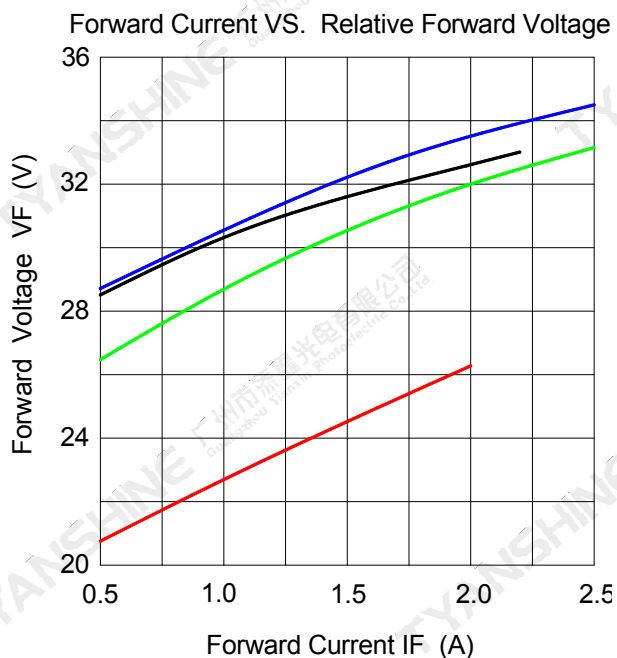
White light Color coordinate filing (IF=1.3A, Tc=25°C)



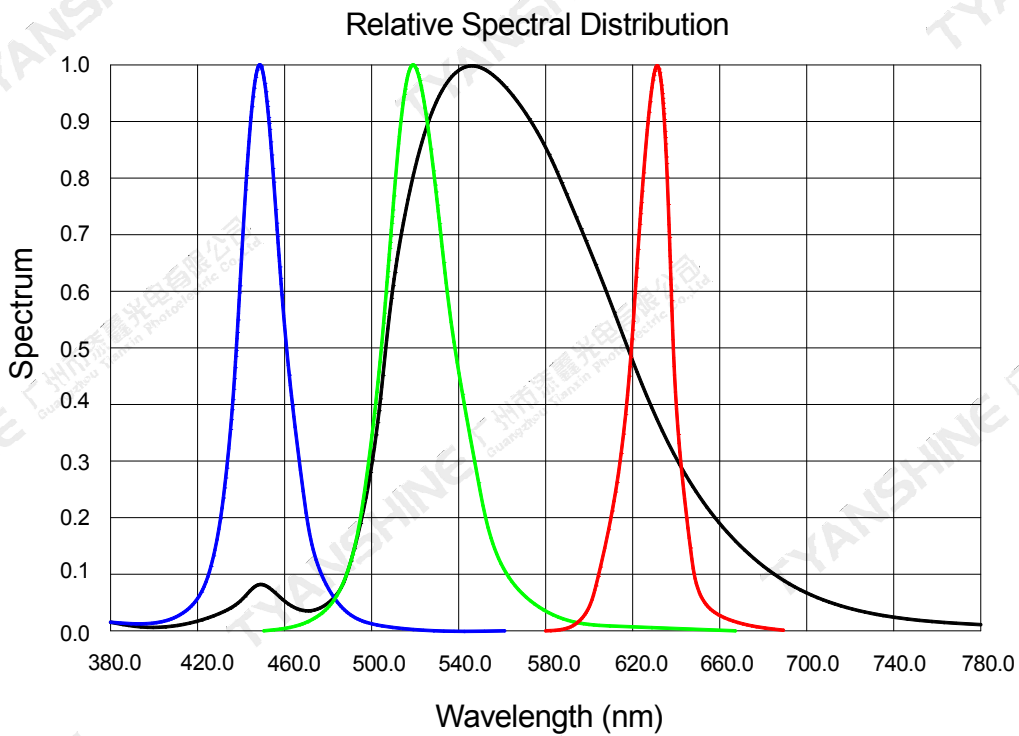
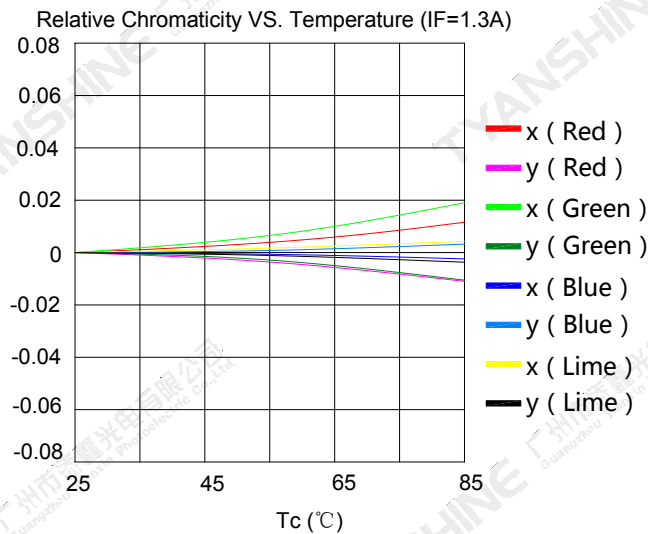
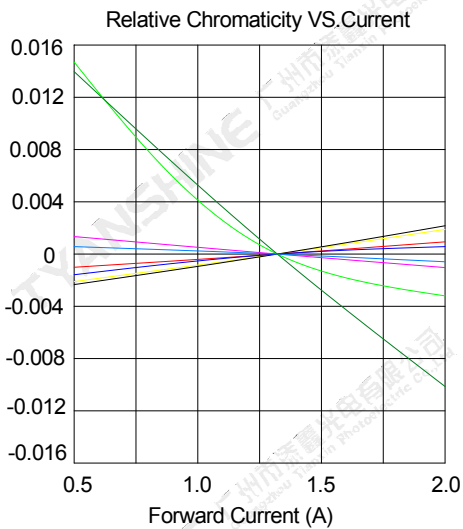
Grade	TC	P1		P2		P3		P4	
		X1	Y1	X2	Y2	X3	Y3	X4	Y4
J58	4020-4260K	0.4035	0.5378	0.4176	0.5378	0.4216	0.5468	0.4077	0.5468

Typical Electrical/Optical Characteristics Curves

(25°C Ambient Temperature Unless Otherwise Noted)



Notes: — Red (R1/R2); — Green (G1/G2); — Blue (B1/B2); — Lemon light (L1/L2);



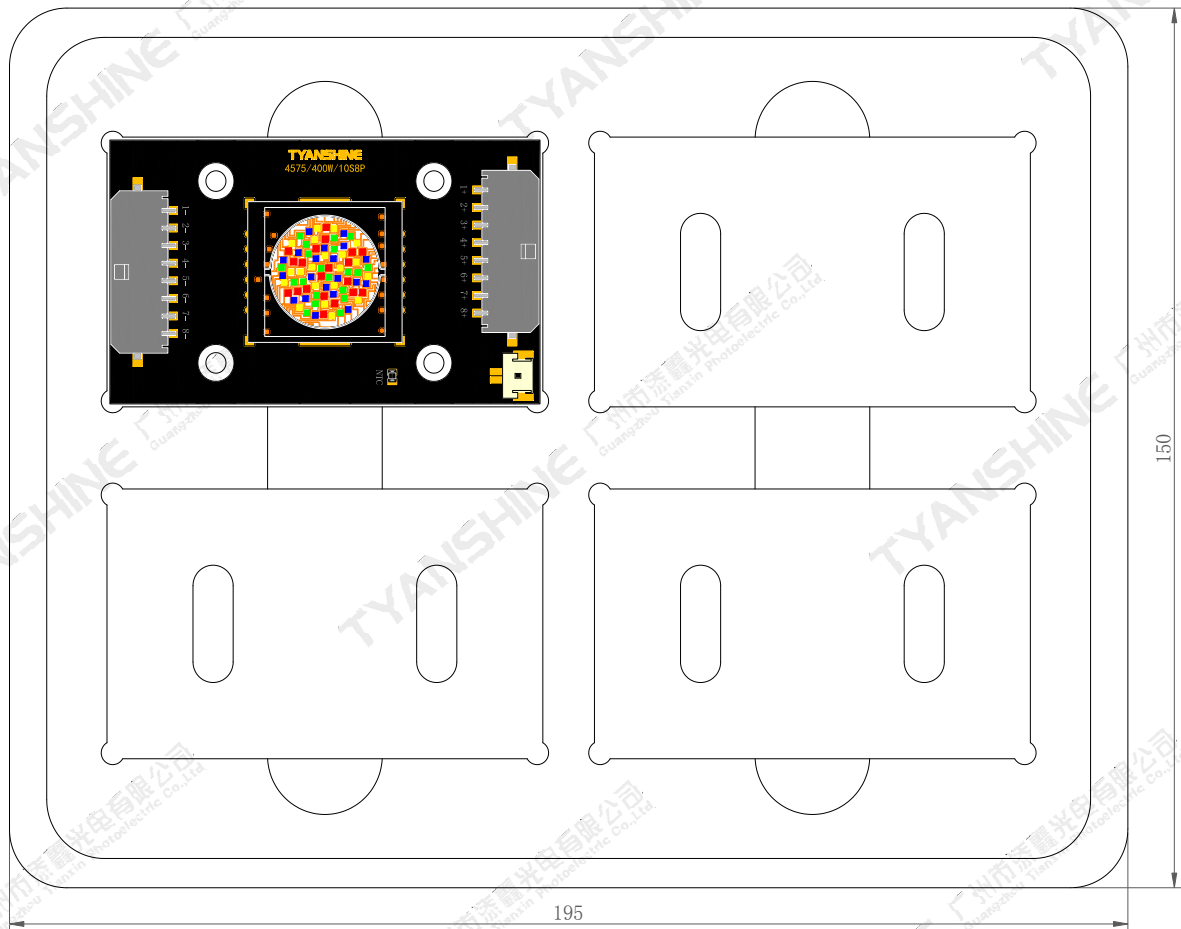
Notes: — Red (R1/R2); — Green (G1/G2); — Blue (B1/B2); — Lemon light (L1/L2);

Notes:

1. $2\theta_{1/2}$ is the off axis angle from lamp centerline where the luminous intensity is 1/2 of the peak value.
2. View angle tolerance is $\pm 5^\circ$.

Dimensions For Cannulation And Packaging

Quantity: 4PCS



Notes:

1. All dimensions are in millimeters.
2. Tolerances are ± 2.0 mm unless otherwise noted.
3. The products are packaged together with silica gel, Transport, not to the weight of welding LED light-emitting area, As a result of the weight of LED light-emitting zone in the quality of, Irresponsible of the Company.

Part No.	TX-4575RGL400FC120-NUVENG-01	Spec No.	WKF-FA0079	Page	9 of 9
----------	------------------------------	----------	------------	------	--------