

# TX-1307SW08A-2860V36-10H90

## PRODUCT SPECIFICATION

### Features:

- ◆ Excellent transiting heat from LED chip operating under 250mA.
- ◆ Provide uniform cross distribution of positive white and warm white dual color scheme, mixed pure.
- ◆ High luminous output.
- ◆ No UV.
- ◆ Encapsulated materials are environmentally certified and meet environmental requirements.

### Chip Material:

- ◆ GaInN

### Emitting Color:

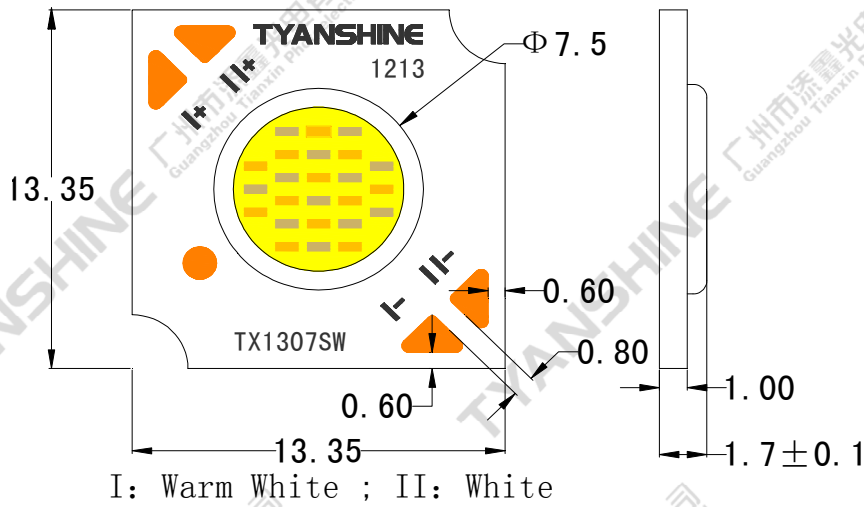
- ◆ White
- ◆ Warm white

### Applications:

- ◆ Commercial lighting
- ◆ General Lighting

Part No.	TX-1307SW08A-2860V36-10H90	Spec No.	WKF-BF0372	Page	1 of 10
----------	----------------------------	----------	------------	------	---------

**Package Dimensions:**



**Notes:**

- 1.All dimensions are in millimeters .
- 2.Tolerances unless otherwise mentioned are  $\pm 0.25\text{mm}$  .

**Code Formats:**

TX-1307SW08A-2860V36-10H90

TX	—	13	07	SW	08	A	—	2860	V36	—	10	H90
TYANSHINE	—	series	watt typ	performance	LES	texture	—	CCT	VOLTs	—	BOM	Ra

Part No.	TX-1307SW08A-2860V36-10H90	Spec No.	WKF-BF0372	Page	2 of 10
----------	----------------------------	----------	------------	------	---------

## Absolute Maximum Ratings

Parameter	Symbol	Ratings	Unit	
Forward Current	IF	250	mA	
Reverse Voltage	V <sub>R</sub>	Not designed for reverse operation	V	
Power Dissipation	P <sub>D</sub>	W	9	W
		S	9	
Junction Temperature	T <sub>j</sub>	W	135	°C
		S	135	
Case Temperature (C)	T <sub>c</sub>	85	°C	
Electrostatic Discharge Threshold (ESD)	ESD	2000	V	
Storage Temperature	T <sub>stg</sub>	-30~+100	°C	
Operation Temperature	T <sub>opr</sub>	-30~+80		

**Notes:**

- Specifications are subject to change without notice.
- The data on this specification is for reference only and the actual data is in accordance with the acknowledgment.
- Precautions for ESD:  
 STATIC SHIELD Electricity and surge damages the LED. It is recommended to use a wrist band or anti-electrostatic glove when handling the LED. All devices, equipment and machinery must be properly grounded.

**Electrical Optical Characteristics (Tc=25°C)**

Parameter	Symbol	Condition	Emitting color	Min.	Typ.	Max.	Units
Luminous Flux	$\phi_v$	If=200mA	S	—	600	—	lm
			W	—	750	—	
Forward Voltage	$V_f$		S	34	36	38	V
			W	34	36	38	
Correlated Colour Temperature	CCT		S	—	2800	—	K
			W	—	6000	—	
Viewing Angle at 50 % IV	$2\theta_{1/2}$		S	—	115	—	Deg
			W	—	115	—	
Reverse Current	$I_R$		—	—	—	—	$\mu A$
Thermal Resistance Junction to Case	$R\theta_{J-C}$		If=200mA	S	—	4.8	—
		W		—	4.8	—	
Temperature Coefficient of Voltage	$V\Delta F/T$	S		—	-17	—	mV/°C
		W		—	-17	—	
Color Rendering Index	Ra	S		—	90	—	—
		W		—	90	—	

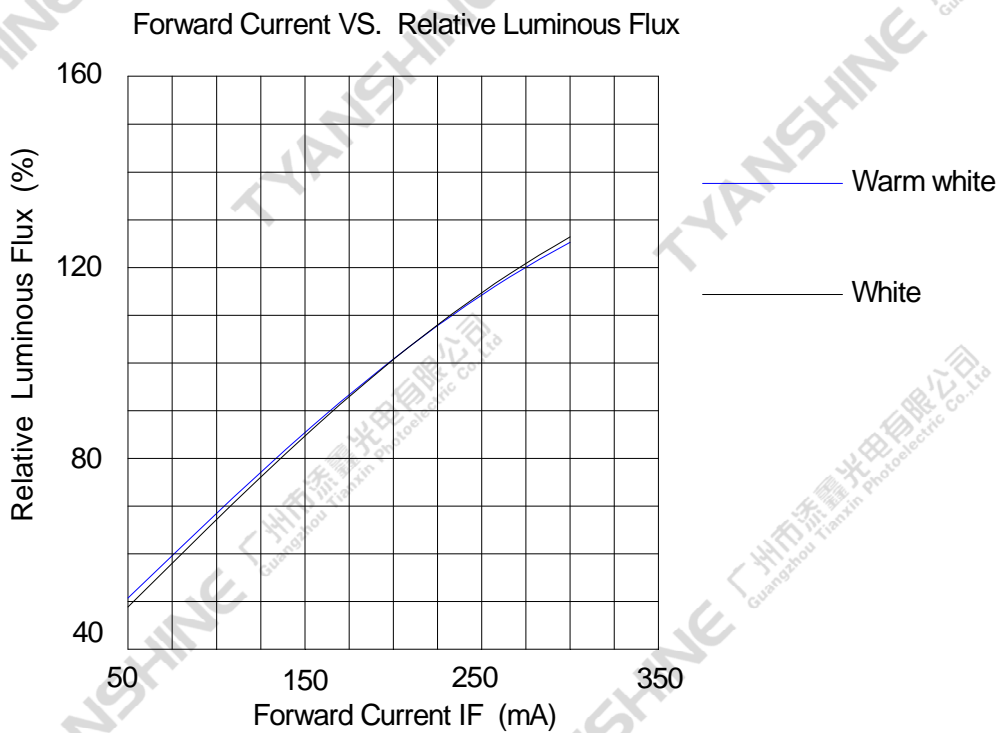
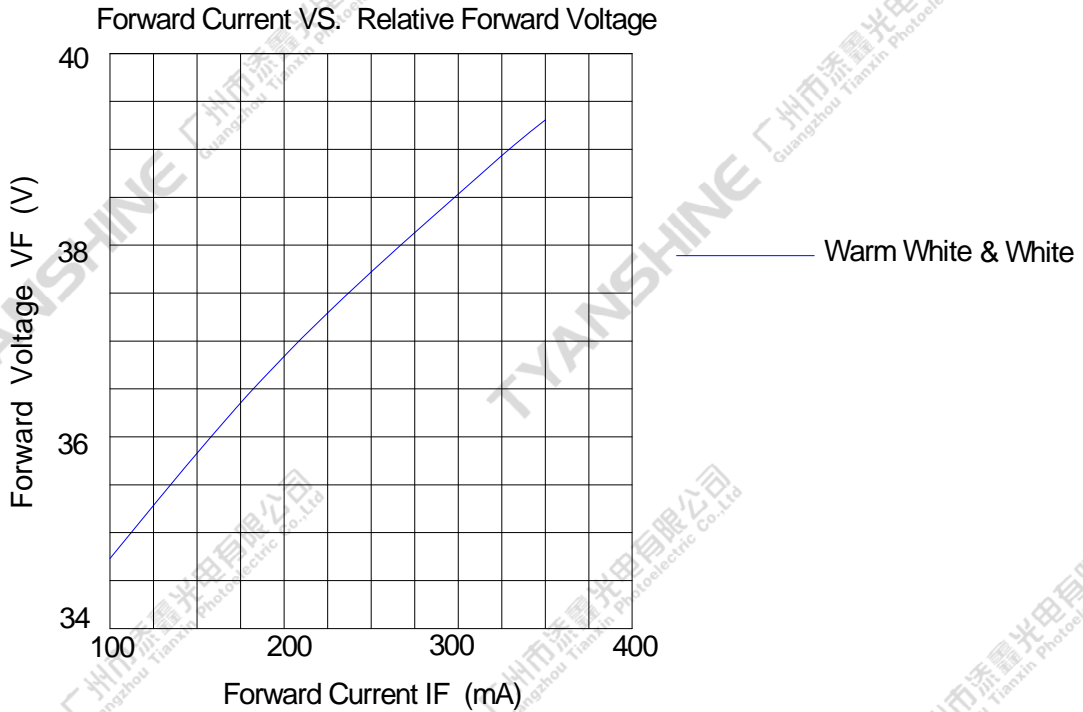
**Notes:**

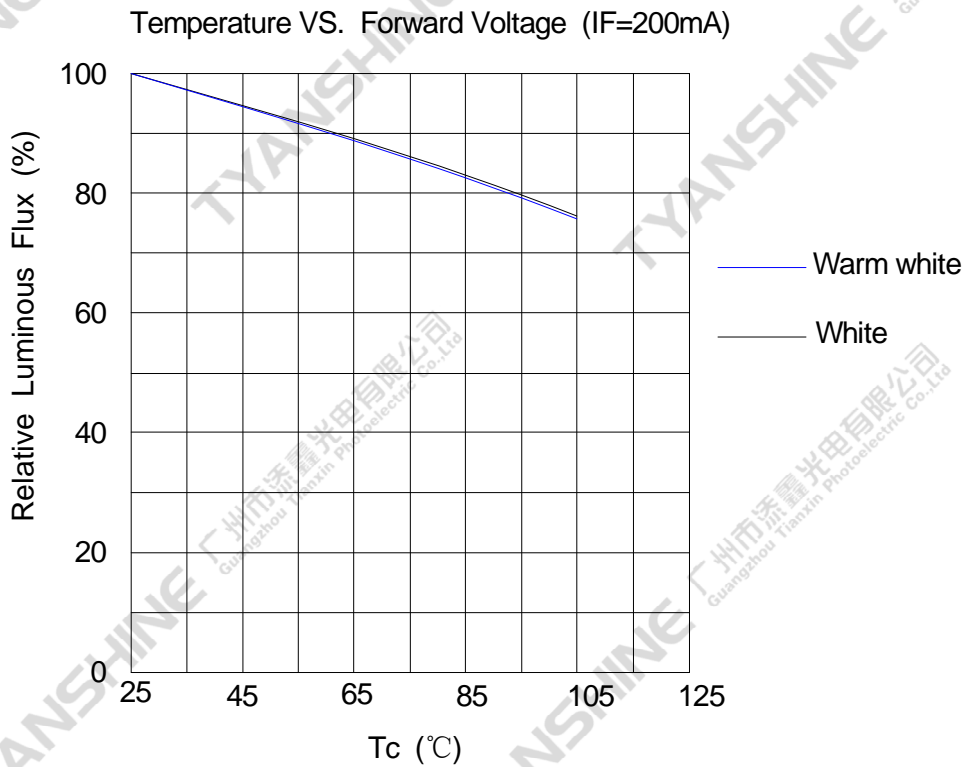
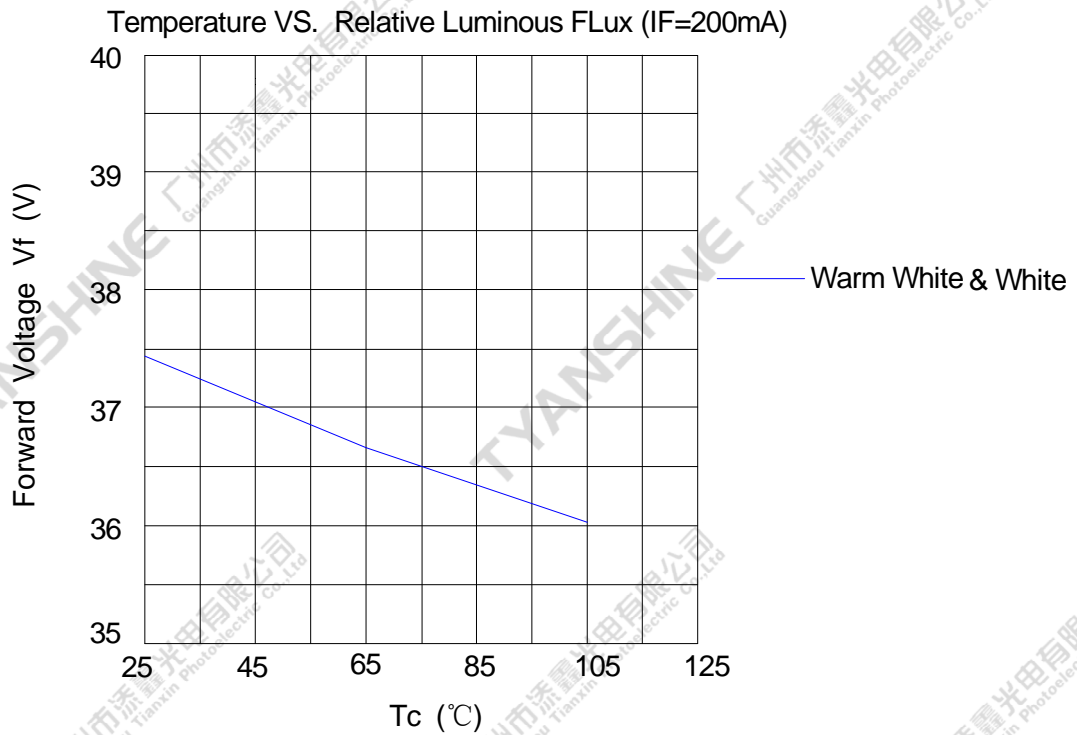
- 1.Luminous intensity is measured with a light sensor and filter combination that approximates the CIE eye-response curve.
2. $\theta_{1/2}$  is the off-axis angle at which the luminous intensity is half the axial luminous intensity.
- 3.Luminous flux measurement tolerance:±15%.
- 4.Forward voltage measurement tolerance:±3%.
- 5.Ra measurement tolerance: ±2.

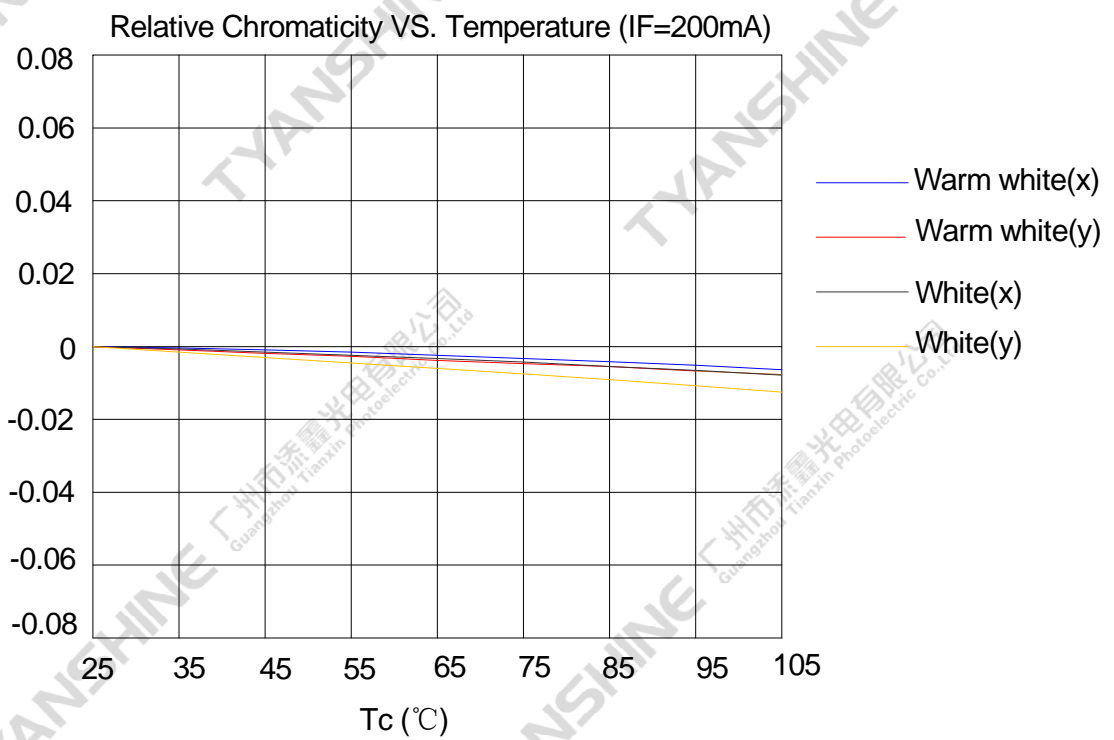
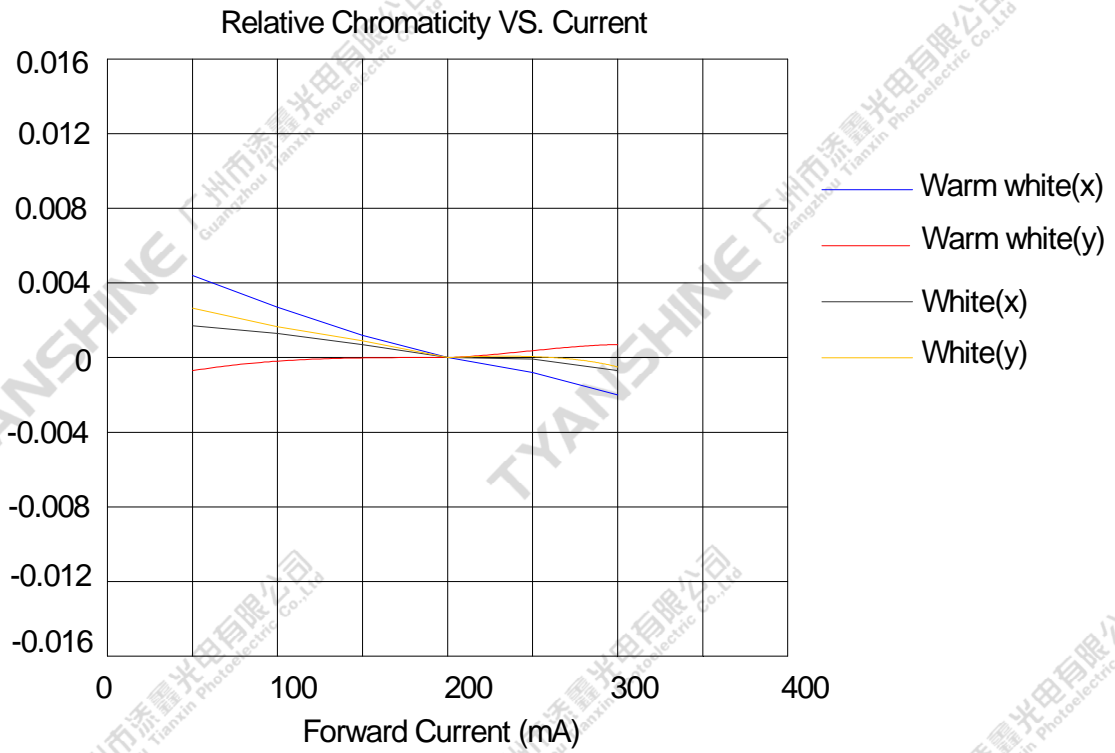
Part No.	TX-1307SW08A-2860V36-10H90	Spec No.	WKF-BF0372	Page	4 of 10
----------	----------------------------	----------	------------	------	---------

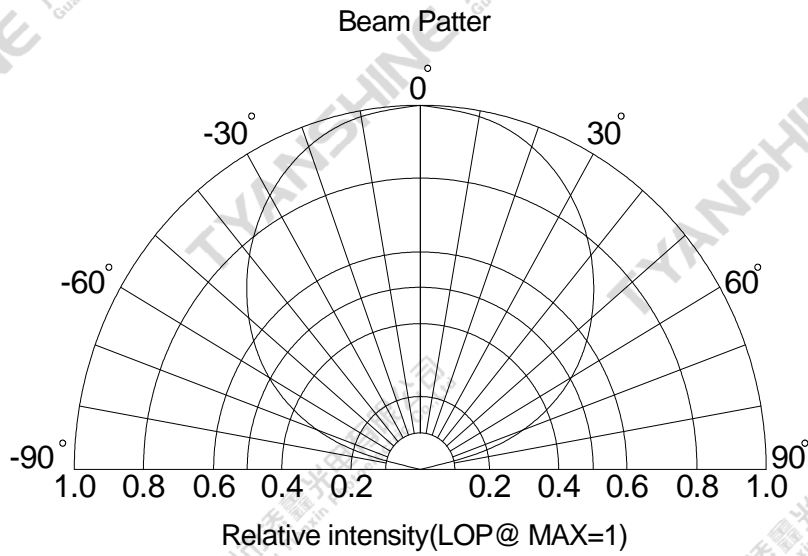
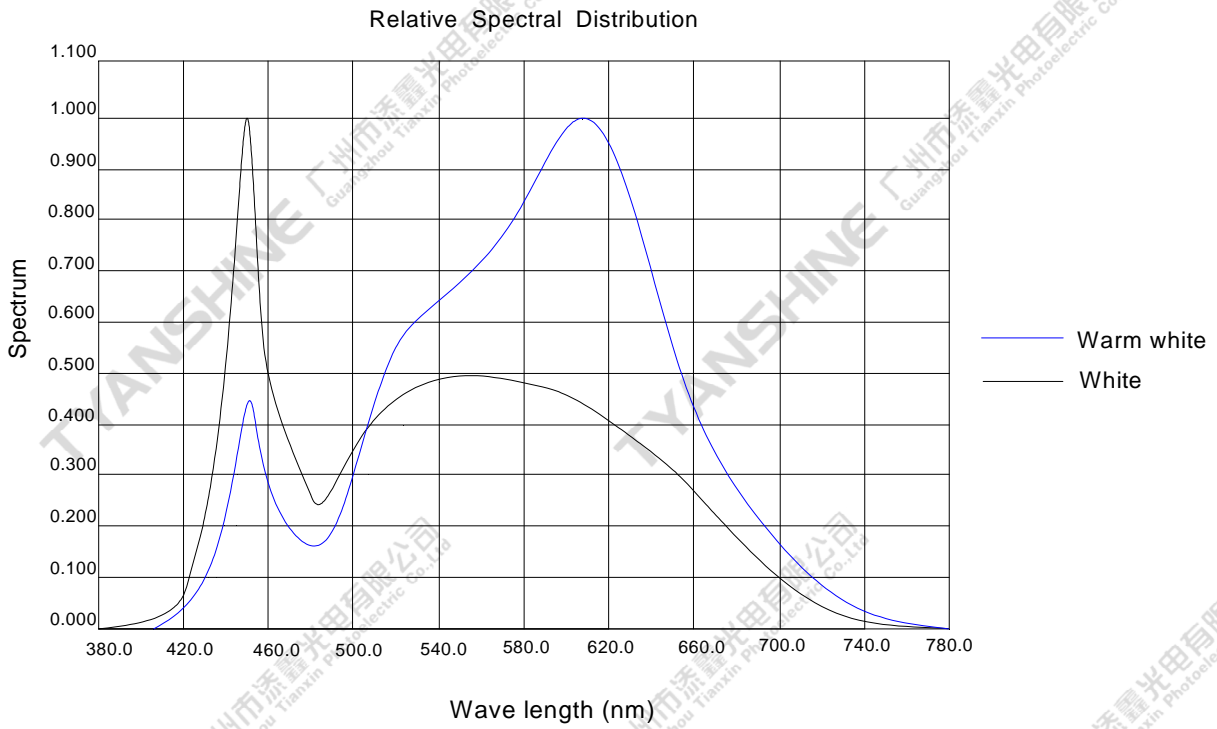
## Typical Electrical/Optical Characteristics Curves

(25°C Ambient Temperature Unless Otherwise Noted)









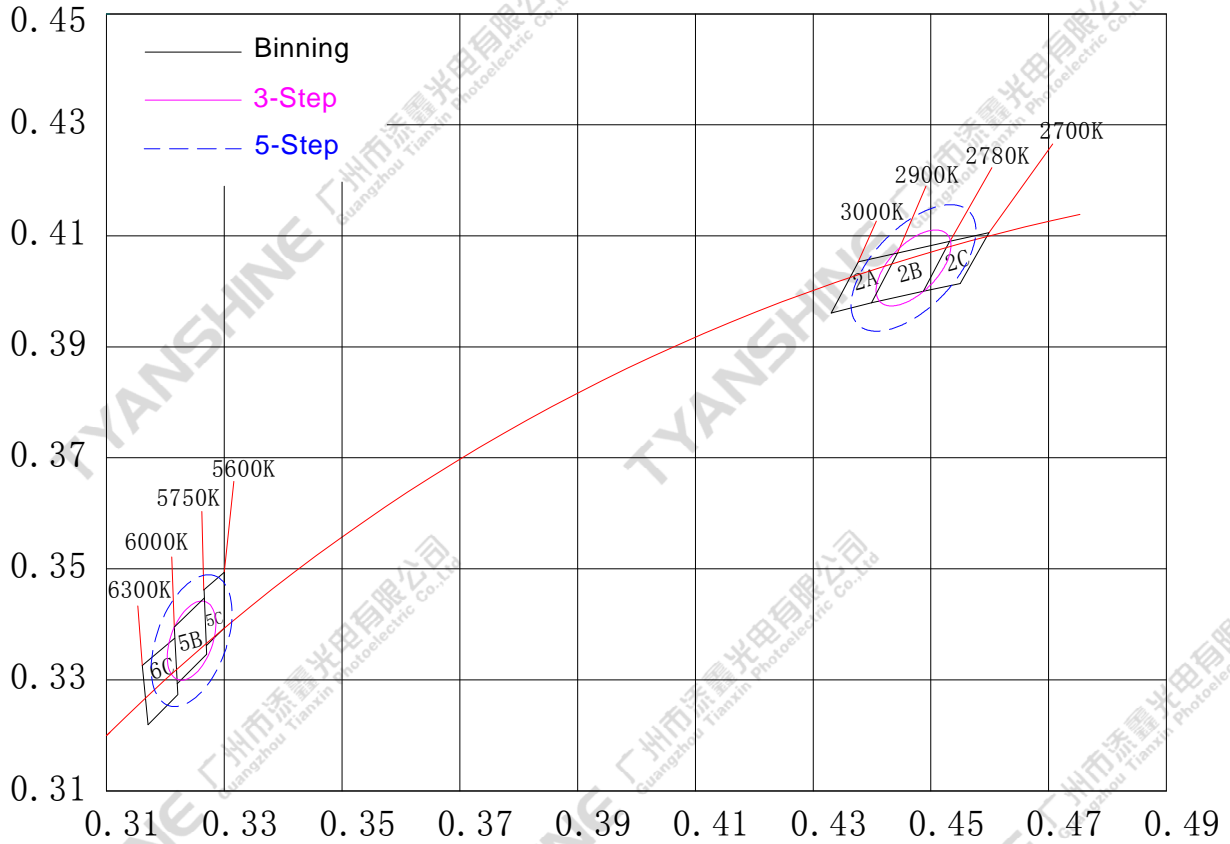
**Notes:**

1. 2θ 1/2 is the off axis angle from lamp centerline where the luminous intensity is 1/2 of the peak value.
2. View angle tolerance is ± 5°.

Part No.	TX-1307SW08A-2860V36-10H90	Spec No.	WKF-BF0372	Page	8 of 10
----------	----------------------------	----------	------------	------	---------



**Chromaticity Coordinates ( Condition : IF=200mA , Tc=25°C )**



**Notes:**

1.chromaticity (x, y) measurements tolerance: ±0.005.

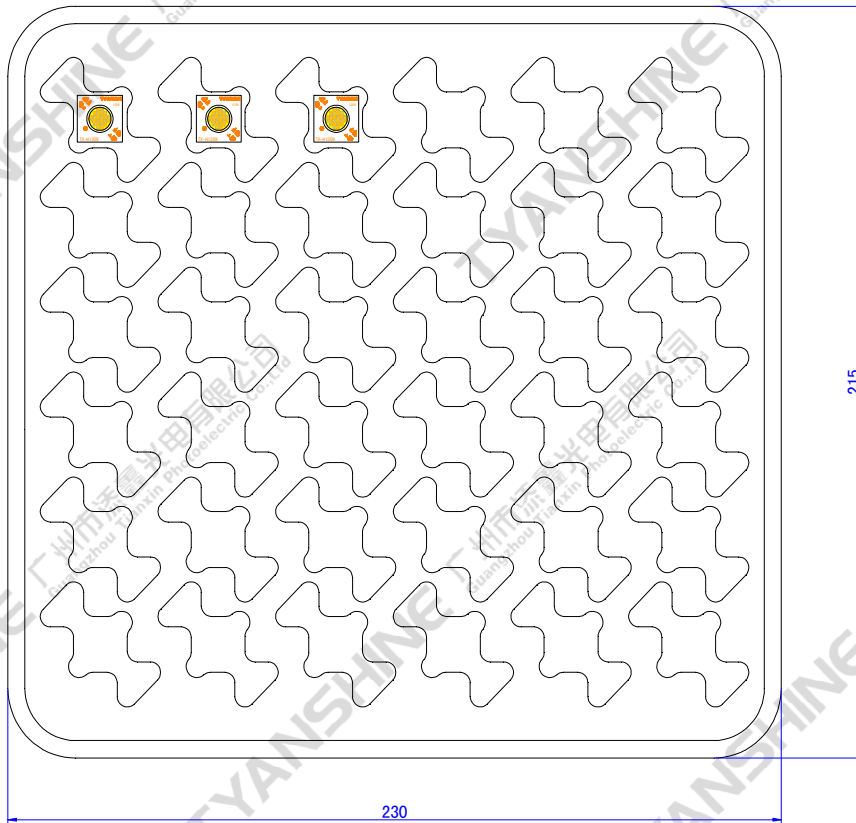
**Reliability Test**

Test Item	Test Condition
Continuous Operation Test	IF=200mA Ta=25°C ×1000hrs
Low Temperature Storage Test	-30°C × 1000 hours
High Temperature Storage Test	100 °C × 1000 hours
Moisture-proof Test	85 °C, 85 %RH for 500 hours
Thermal Shock Test	-30 °C × 30 minutes – 100 °C × 30 minutes, 100 cycle

Part No.	TX-1307SW08A-2860V36-10H90	Spec No.	WKF-BF0372	Page	9 of 10
----------	----------------------------	----------	------------	------	---------

**Dimensions For Cannulation And Packaging**

**Quantity: 36PCS**



**Notes:**

1. All dimensions are in millimeters.
2. Tolerances are  $\pm 2.0$  mm unless otherwise noted.
3. The products are packaged together with silica gel, Transport, not to the weight of welding LED light-emitting area, As a result of the weight of LED light-emitting zone in the quality of, Irresponsible of the Company.

Part No.	TX-1307SW08A-2860V36-10H90	Spec No.	WKF-BF0372	Page	10 of 10
----------	----------------------------	----------	------------	------	----------